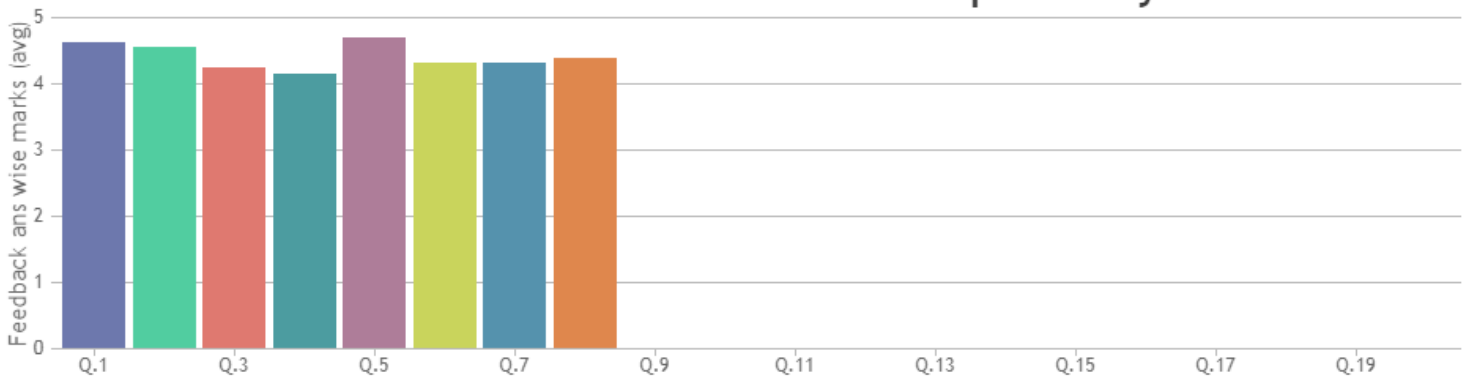


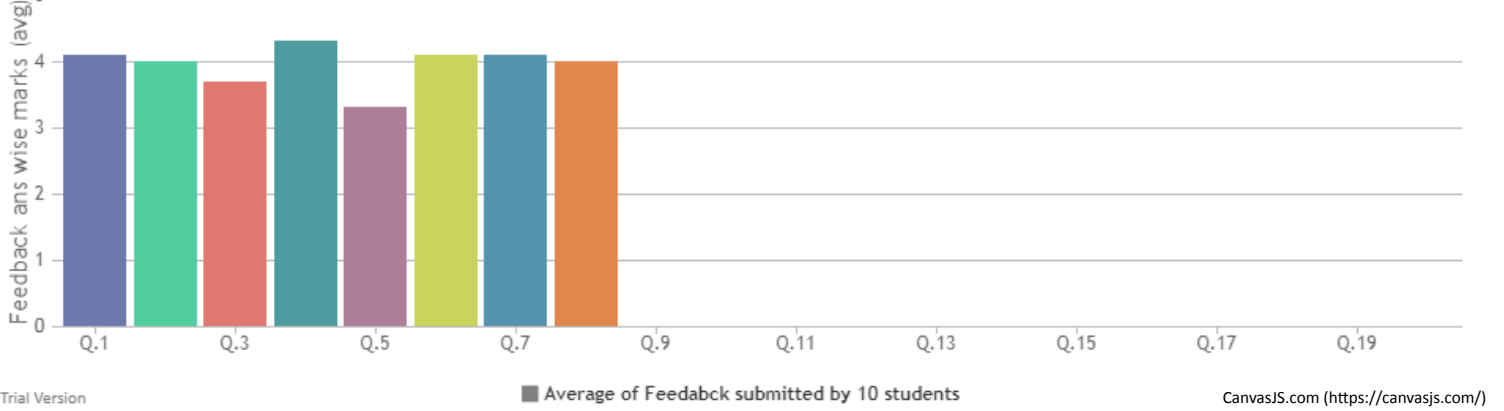
View Feedback of Teacher

Academic Year : 2017-18

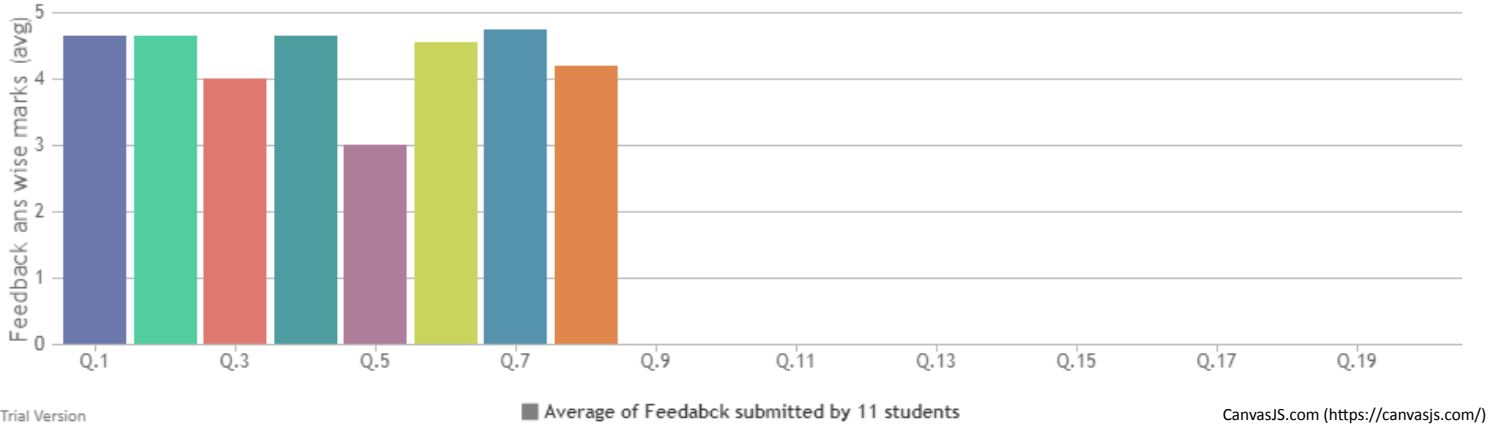
| Student responded : 13 | | | | | | | | | | | | | | | | | | | | | |
|------------------------|-------------------------------------|-----------------------|------|------|------|------|------|------|------|------|------|------|------|------|------|------|------|------|------|------|------|
| S. Y. B Sc (CS) | Combinatorics and Graph Theory | Mr. Channayya N. Math | 60 | 59 | 55 | 54 | 61 | 56 | 56 | 57 | 0 | 0 | 0 | 0 | 0 | 0 | 0 | 0 | 0 | 0 | 0 |
| Average feedback : | | | 4.62 | 4.54 | 4.23 | 4.15 | 4.69 | 4.31 | 4.31 | 4.38 | 0.00 | 0.00 | 0.00 | 0.00 | 0.00 | 0.00 | 0.00 | 0.00 | 0.00 | 0.00 | 0.00 |
| Student responded : 10 | | | | | | | | | | | | | | | | | | | | | |
| F. Y. B Sc (CS) | Calculus | Mr. Channayya N. Math | 41 | 40 | 37 | 43 | 33 | 41 | 41 | 40 | 0 | 0 | 0 | 0 | 0 | 0 | 0 | 0 | 0 | 0 | 0 |
| Average feedback : | | | 4.10 | 4.00 | 3.70 | 4.30 | 3.30 | 4.10 | 4.10 | 4.00 | 0.00 | 0.00 | 0.00 | 0.00 | 0.00 | 0.00 | 0.00 | 0.00 | 0.00 | 0.00 | 0.00 |
| Student responded : 11 | | | | | | | | | | | | | | | | | | | | | |
| F. Y. B Sc(GS) | Mathematics II | Mr. Channayya N. Math | 51 | 51 | 44 | 51 | 33 | 50 | 52 | 46 | 0 | 0 | 0 | 0 | 0 | 0 | 0 | 0 | 0 | 0 | 0 |
| Average feedback : | | | 4.64 | 4.64 | 4.00 | 4.64 | 3.00 | 4.55 | 4.73 | 4.18 | 0.00 | 0.00 | 0.00 | 0.00 | 0.00 | 0.00 | 0.00 | 0.00 | 0.00 | 0.00 | 0.00 |
| Student responded : 55 | | | | | | | | | | | | | | | | | | | | | |
| F. Y. B. Com | Mathematics & Statistics Techniques | Mr. Channayya N. Math | 221 | 229 | 211 | 213 | 195 | 214 | 210 | 202 | 4 | 5 | 0 | 0 | 0 | 4 | 4 | 0 | 0 | 0 | 0 |
| Average feedback : | | | 4.02 | 4.16 | 3.84 | 3.87 | 3.55 | 3.89 | 3.82 | 3.67 | 0.07 | 0.09 | 0.00 | 0.00 | 0.00 | 0.07 | 0.07 | 0.00 | 0.00 | 0.00 | 0.00 |
| Student responded : 4 | | | | | | | | | | | | | | | | | | | | | |
| F. Y. B Sc(GS) | Mathematics II | Mr. Channayya N. Math | 18 | 18 | 15 | 17 | 14 | 17 | 18 | 17 | 0 | 0 | 0 | 0 | 0 | 0 | 0 | 0 | 0 | 0 | 0 |
| Average feedback : | | | 4.50 | 4.50 | 3.75 | 4.25 | 3.50 | 4.25 | 4.50 | 4.25 | 0.00 | 0.00 | 0.00 | 0.00 | 0.00 | 0.00 | 0.00 | 0.00 | 0.00 | 0.00 | 0.00 |
| Student responded : 42 | | | | | | | | | | | | | | | | | | | | | |
| F. Y. B. Com | Mathematics & Statistics Techniques | Mr. Channayya N. Math | 179 | 179 | 170 | 166 | 165 | 161 | 146 | 148 | 5 | 0 | 0 | 0 | 0 | 0 | 0 | 0 | 0 | 0 | 0 |
| Average feedback : | | | 4.26 | 4.26 | 4.05 | 3.95 | 3.93 | 3.83 | 3.48 | 3.52 | 0.12 | 0.00 | 0.00 | 0.00 | 0.00 | 0.00 | 0.00 | 0.00 | 0.00 | 0.00 | 0.00 |

Feedback of Combinatorics and Graph Theory

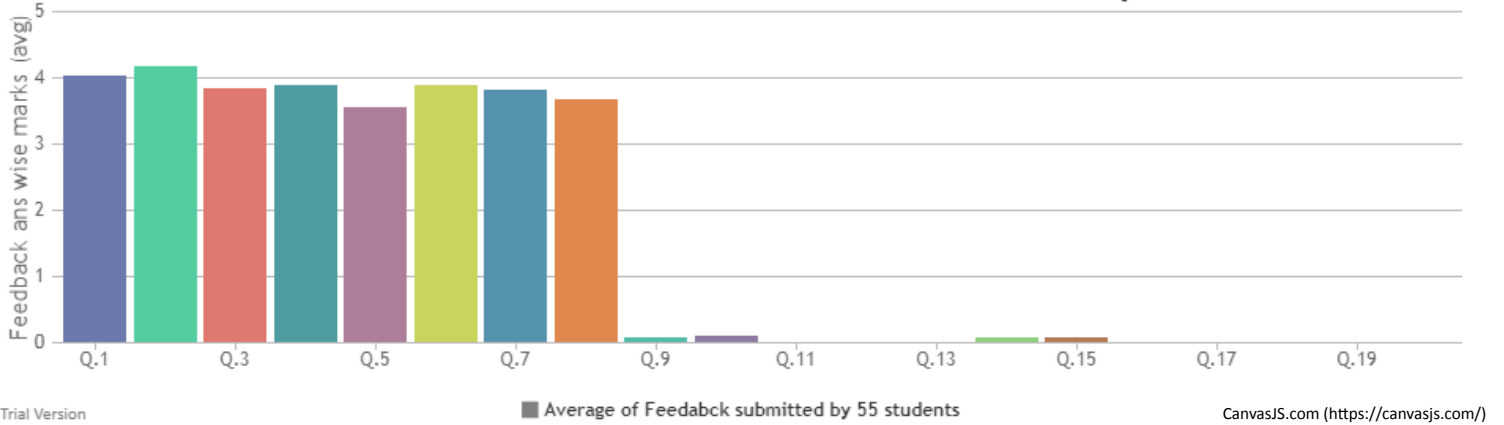




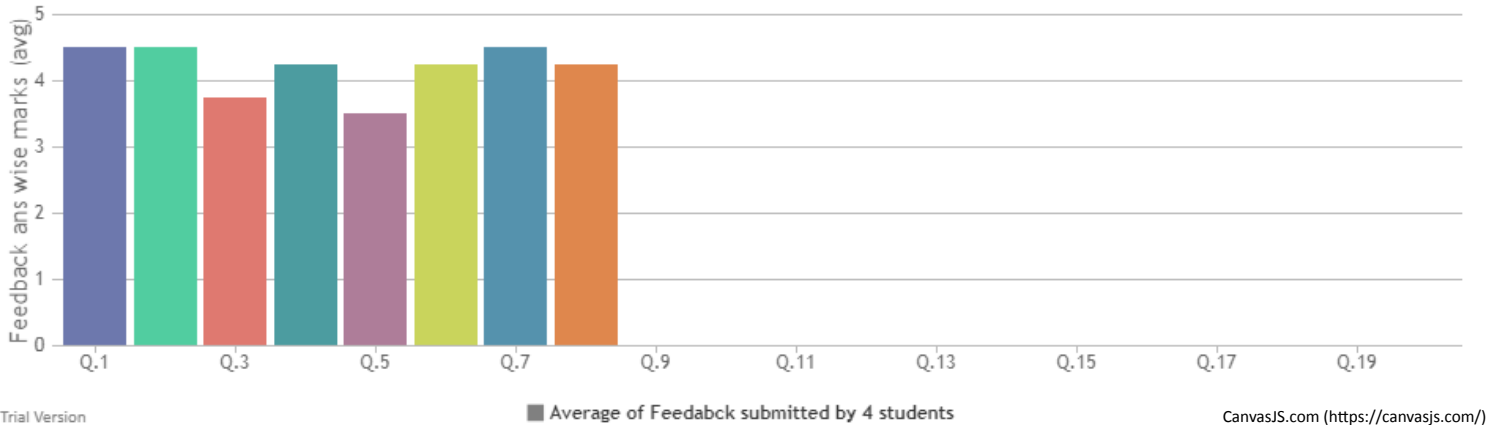
Feedback of Mathematics II



Feedback of Mathematics & Statistics Techniques



Feedback of Mathematics II



Feedback of Mathematics & Statistics Techniques

